



G R E S B
PUBLIC DISCLOSURE 2019

Brandywine Realty Trust

Brandywine Realty Trust

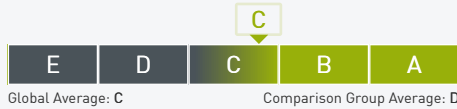
GRESB Public Disclosure 2019

DATE: 4 Sep 2019 4:08:34pm Wed UTC

Table of Contents

Scorecard	3
Disclosure Methods.....	3
Governance of Sustainability	5
Implementation	7
Operational Performance.....	7
Stakeholder Engagement	9

GRESB Public Disclosure Level

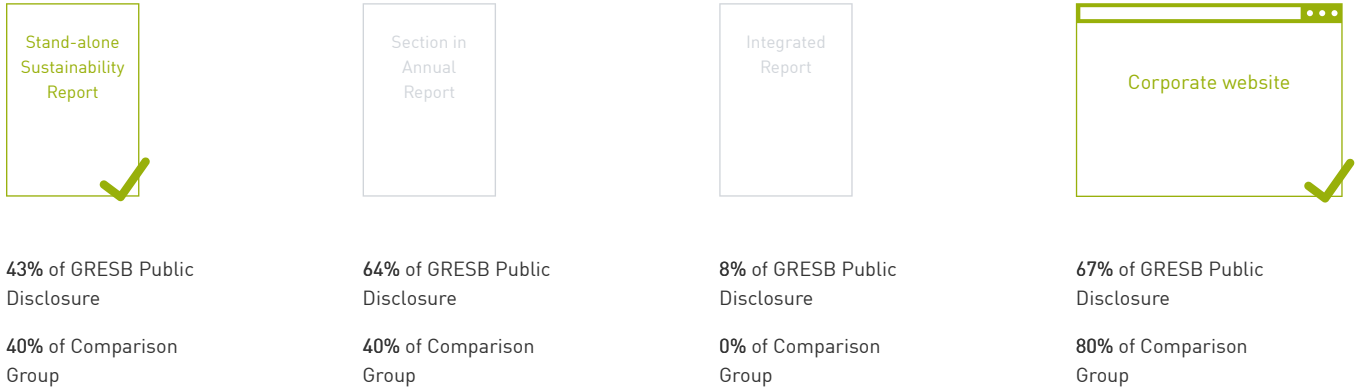


GRESB Real Estate Assessment

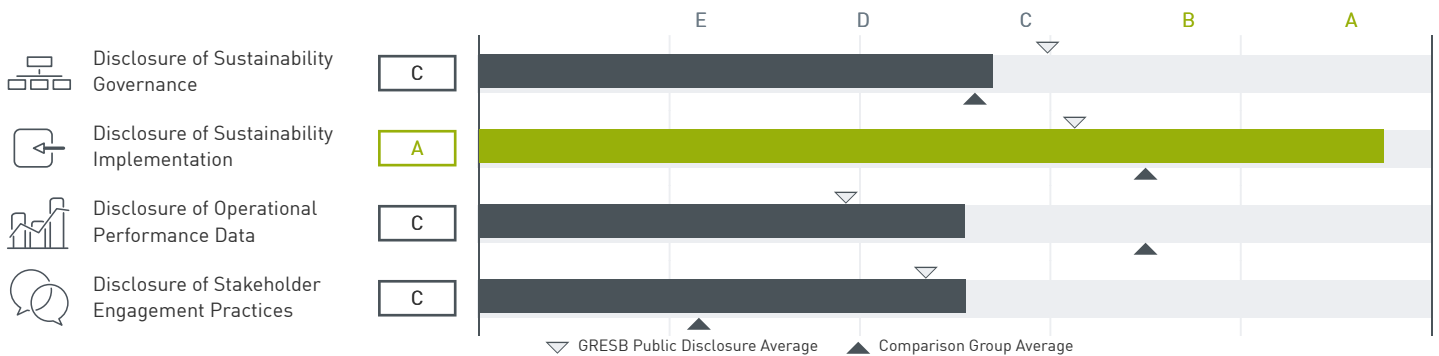


G R E S B
PUBLIC DISCLOSURE 2019

Disclosure Methods



Disclosure Methods



Comparison Group

Public Disclosure Comparison Group (United States of America / Office)


Brandywine Realty Trust	Equity Commonwealth	Paramount Group, Inc.
Columbia Property Trust Inc	Mack-Cali Realty	Piedmont Office Realty Trust
Cousins Properties Incorporated	Office Properties Income Trust	TIER REIT
Easterly Government Properties Inc		

* 2019 GRESB Real Estate Participant

The GRESB Public Disclosure Level is an overall measure of ESG disclosure by listed property companies, based on a selection of indicators aligned with the existing GRESB Real Estate Assessment. The Public Disclosure Level provides insight into the ESG disclosure activities of both GRESB participants and non-participants and offers investors insights that are currently not captured in the GRESB Real Estate Assessment.

The data in this Report has been collected by GRESB and was available for review to the entity between April 1 and July 1 2019.

Methods

Yes 50% 

Reporting year: 2017



Reporting level

Percentage of Comparison Group



- [50%] No answer provided
- [40%] Entity
- [10%] Group

The sustainability report is

- Aligned with a sustainability reporting framework 10% 
- Third-party verified or assured 10% 

Please disclose where the information can be found

Evidence provided

http://digital.brandywinerealty.com/bdnpublic/media/Annual_Sustainability_Report.pdf


[ACCEPTED]

- No 50% 

D2.1 POINTS: 0/5

Section in Annual Report


Percentage of Comparison Group

- Yes 40% 
- No 60% 

D2.2 POINTS: 0/5

Integrated Report


Percentage of Comparison Group

- Yes 0% 
- No 100% 

D3 POINTS: 3/3

Corporate website

Percentage of Comparison Group

- Yes 80% 

Reporting level

Percentage of Comparison Group



- [80%] Entity
- [20%] No answer provided

Governance of Sustainability

Please disclose where the information can be found

Evidence provided

<http://www.brandywinerealty.com/sustainability.aspx>


[ACCEPTED]

No 20% 

D4 POINTS: 1.5/1.5

Environmental objectives

Percentage of Comparison Group

Yes 70% 

Disclosed objectives are:

Measurable 30% 

Time-bound 20% 

Please disclose where the information can be found

Evidence provided

http://digital.brandywinerealty.com/bdnpublic/media/Annual_Sustainability_Report.pdf


[ACCEPTED]

No 30% 

D5 POINTS: 1.5/1.5

Social objectives

Percentage of Comparison Group

Yes 40% 

Disclosed objectives are:

Measurable 10% 

Time-bound 0% 

Please disclose where the information can be found

Evidence provided

http://digital.brandywinerealty.com/bdnpublic/media/Annual_Sustainability_Report.pdf


[ACCEPTED]

No 60% 

D6 POINTS: 1.5/1.5

Governance objectives

Percentage of Comparison Group

Yes 60% 

Disclosed objectives are:

Measurable 0% 

Time-bound 0% 

Please disclose where the information can be found

Evidence provided

http://digital.brandywinerealty.com/bdnpublic/media/Annual_Sustainability_Report.pdf


[ACCEPTED]

No 40% 

D7 POINTS: 4/4  Improvement

Sustainability taskforce

Percentage of Comparison Group

Yes 50% 

Please disclose where the information can be found

Evidence provided

<http://www.brandywinerealty.com/sustainability.aspx>


[ACCEPTED]

No 50% 

D8 POINTS: 4/4  Improvement

Policy on environmental issues

Percentage of Comparison Group

Yes 40% 

Please disclose where the information can be found

Evidence provided

http://digital.brandywinerealty.com/bdnpublic/media/Annual_Sustainability_Report.pdf

[ACCEPTED]


No 60% 

D9 POINTS: 0/3

Policy on social issues

Percentage of Comparison Group

Yes 80% 


No 20% 

D10 POINTS: 0/3

Policy on governance issues

Percentage of Comparison Group

Yes 90% 

No 10% 

D11 POINTS: 0/3.5

Long-term reduction targets

Percentage of Comparison Group

Yes

20%

No

80%

Implementation

D12 POINTS: 3/3

ESG initiatives and case studies

Percentage of Comparison Group

Yes

60%

Please disclose where the information can be found

Evidence provided

<http://www.brandywinerealty.com/green-properties.aspx>

[ACCEPTED]

No

40%

D13 POINTS: 3/3

Building certifications and energy ratings

Percentage of Comparison Group

Yes

80%

Scope of disclosure

Green building certifications

80%

Energy ratings

70%

Please disclose where the information can be found

Evidence provided

http://digital.brandywinerealty.com/bdnpublic/media/Annual_Sustainability_Report.pdf

[ACCEPTED]

No

20%

Not applicable

0%

Operational Performance

D14 POINTS: 3.5/5





Energy consumption data

Percentage of Comparison Group

Yes

20%

Scope of disclosure

<input checked="" type="checkbox"/> Absolute consumption data	20%	
<input type="checkbox"/> Like-for-like consumption data	0%	
<input type="checkbox"/> Intensity data	10%	
<input type="checkbox"/> Portfolio data coverage	10%	

Please disclose where the information can be found

Evidence provided

http://digital.brandywinerealty.com/bdnpublic/media/Annual_Sustainability_Report.pdf

[ACCEPTED]


No 80% 

D15 POINTS: 0/2

Renewable energy data

Percentage of Comparison Group


Yes 0% 

No 100% 





D16 POINTS: 2.1/3

GHG emissions data

Percentage of Comparison Group

Yes 20% 

Scope of disclosure

<input checked="" type="checkbox"/> Absolute GHG emissions data	20%	
<input type="checkbox"/> Like-for-like GHG emissions data	0%	
<input type="checkbox"/> Intensity data	10%	
<input type="checkbox"/> Portfolio data coverage	10%	

Please disclose where the information can be found

Evidence provided

http://digital.brandywinerealty.com/bdnpublic/media/Annual_Sustainability_Report.pdf

[ACCEPTED]


No 80% 

D17 POINTS: 0/3

Water consumption data

Percentage of Comparison Group

Yes 10% 

No 90% 

Stakeholder Engagement

D18 POINTS: 3/3

Waste data

Percentage of Comparison Group

Yes

10%



Please disclose where the information can be found

Evidence provided

http://digital.brandywinerealty.com/bdnpublic/media/Annual_Sustainability_Report.pdf

[ACCEPTED]

No

90%



D19 POINTS: 0/3

Employee satisfaction

Percentage of Comparison Group


Yes

0%



No

100%



D20 POINTS: 4/4

Tenant engagement

Percentage of Comparison Group

Yes

30%



Please disclose where the information can be found

Evidence provided

http://digital.brandywinerealty.com/bdnpublic/media/Annual_Sustainability_Report.pdf

[ACCEPTED]

No

70%



D21 POINTS: 0/3

Tenant satisfaction

Percentage of Comparison Group

Yes

10%



No

90%



D22 POINTS: 3/3

Community engagement

Percentage of Comparison Group

Yes

60%



Please disclose where the information can be found

Evidence provided

<http://www.brandywinerealty.com/community-service.aspx>

[ACCEPTED]

Disclaimer: 2019 Public Disclosure Scorecard

The 2019 GRESB Public Disclosure Scorecard (the “Scorecard”) has been compiled based on publicly available information of the respective organization, based on available resources in the public domain. The Scorecard has been provided in good faith. The data for the analysis was primarily collected in the period February 1 - April 15, 2019, and does not include any information that may have been published after April 15, 2019. We do not take any liability for information that may have been inadvertently missed or omitted in our manual process of data collection. We have taken reasonable care to check the accuracy and completeness of the information prior to processing it for the Scorecard.

The Scorecard is a standalone document describing the entity’s Public Disclosure Level and its elements. It is not directly comparable to the annual GRESB Real Estate Assessment scores (“GRESB Score”). The Public Disclosure Scorecard reflects the opinions of GRESB and not of our members. While we do not anticipate major changes, we reserve the right to make modifications to the Scorecard or its elements.

The Scorecard is provided to you merely for reference and discussion purposes, and is not provided as the basis for any professional advice or for transactional use. GRESB and its advisors, consultants and sub-contractors shall not be responsible or liable for any advice given to third parties, any investment decisions or trading or any other actions taken by you or by third parties based on information contained in the Scorecard.

Except where stated otherwise, GRESB is the exclusive owner of all intellectual property rights in all the information contained in the Scorecard.

© 2019 GRESB BV